


LONGLEAF COLLECTION



hardware catalog

Section A

Passage & Privacy Single Dummy



General Information

A passage or privacy set includes:

- two backplates
- two levers or knobs assembled to plates with return springs
- spindle or split spindle
- latch, 28° retraction
- T-strike
- All passage and privacy sets include fastening devices to accommodate doors 1-3/8" thick to 1-3/4" thick. Specify thickness when used on doors other than standard. Latches for doors over 2-1/4" thick are not covered by warranty.

All single dummies include one lever and one backplate with fastening devices. Please specify door hand. Full dummy sets are not supplied for passage or privacy, combine single dummies.

Latch strikes are a standard T-strike, but full lip strike can be substituted upon request when ordering.

Standard backset on latch and deadbolts is 2-3/8", but can be substituted with 2-3/4" upon request when ordering.

Through bolts available upon request when ordering.




**01: Passage
Tubular Latch**


09L: Single Dummy - LH




09R: Single Dummy - RH




**02MB: Privacy
Mortise Bolt**



**02: Privacy
Tubular Latch**



**02MS: Privacy
Mortise Box**



**01MS: Passage
Mortise Box**





Passage & Privacy & Single Dummy


01 PASSAGE 02 PRIVACY 09 SINGLE DUMMY 01MS PASSAGE MORTISE BOX
02MS PRIVACY MORTISE BOX 02MB PRIVACY with 0219 BOLT
EXAMPLE OF ORDERING: LEVER/KNOB - PLATE - FUNCTION

730-01

10 Plate



30 Plate



10N Plate



0219 Mortise Bolt



530-01 AN




Lever/Knob	Plate	Function	Description	H	T
2,3,4,5,7	10, 10N	-01	PASSAGE TUBULAR		X
2,3,4,5,7	10, 10N	-02	PRIVACY TUBULAR		X
2,3,4,5,7	10, 10N	-09	SINGLE DUMMY	X	
2,3,4,5,7	30	-01	PASSAGE TUBULAR		X
2,3,4,5,7	30	-02	PRIVACY TUBULAR		X
2,3,4,5,7	30	-09	SINGLE DUMMY	X	
N/A	0219		MORTISE BOLT w/ THUMBTURN & SPINDLE		X

Split Finish up-charge: Refer to pricing catalogue.
Split Trim up-charge: Refer to pricing catalogue.
N = No Line

H = indicate handing of door
T = indicate thickness of door

3 diameter 2-1/4" projection 2-5/8"

5 diameter 1-3/4" 2-1/4" projection 2-5/8"




Passage & Privacy & Single Dummy




01 PASSAGE 02 PRIVACY 09 SINGLE DUMMY 01MS PASSAGE MORTISE BOX
02MS PRIVACY MORTISE BOX 02MB PRIVACY with 0219 BOLT
EXAMPLE OF ORDERING: LEVER/KNOB - PLATE - FUNCTION

730-01


50 Plate




50N Plate



60N Plate




45 Plate 01 Function



45N Plate 02 Function



60 Plate



Lever/Knob	Plate	Function	Description	H	T
2,3,4,5,7	50, 50N	-01	PASSAGE TUBULAR		X
2,3,4,5,7	50, 50N	-02	PRIVACY TUBULAR		X
2,3,4,5,7	50, 50N	-09	SINGLE DUMMY	X	
2,3,4,5,7	60, 60N	-01	PASSAGE TUBULAR		X
2,3,4,5,7	60, 60N	-02	PRIVACY TUBULAR		X
2,3,4,5,7	60, 60N	-09	SINGLE DUMMY	X	
2,3,4,5,7	45, 45N	-01	PASSAGE TUBULAR		X
2,3,4,5,7	45, 45N	-02	PRIVACY TUBULAR		X
2,3,4,5,7	45, 45N	-09	SINGLE DUMMY	X	

Split Finish up-charge: Refer to pricing catalogue.
Split Trim up-charge: Refer to pricing catalogue.
N = No Line

H = indicate handing of door
T = indicate thickness of door

3 diameter 2-1/4" projection 2-5/8"


5 diameter 1-3/4" 2-1/4" projection 2-5/8"



2 length 4-4/8" projection 2-1/4"



4 length 4-3/8" projection 2-1/2"



7 length 5-3/8" projection 2-3/4"




Passage & Privacy & Single Dummy

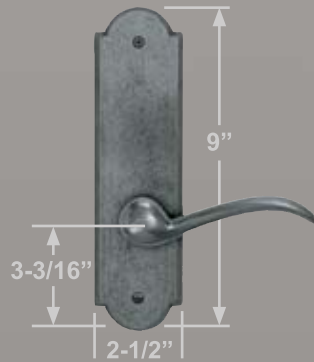
01 PASSAGE 02 PRIVACY 09 SINGLE DUMMY 01MS PASSAGE MORTISE BOX
02MS PRIVACY MORTISE BOX 02MB PRIVACY with 0219 BOLT
EXAMPLE OF ORDERING: LEVER/KNOB - PLATE - FUNCTION

730-01

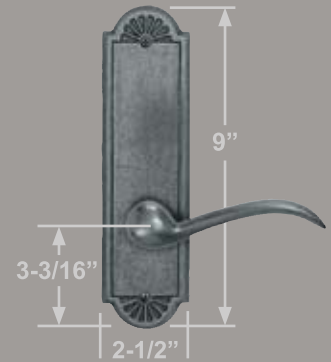
40 Plate




40N Plate



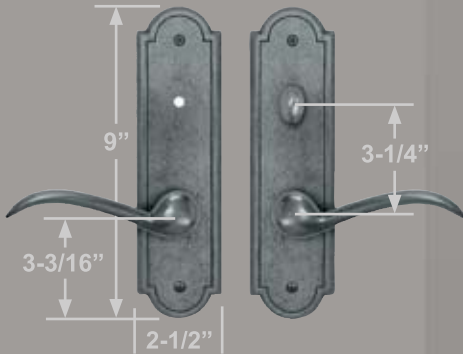
20 Plate



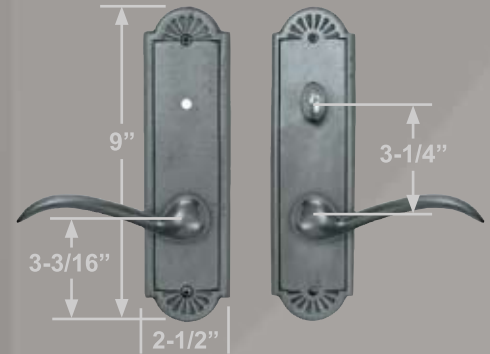
40N Plate 02MB Function



40 Plate 02MB Function



20 Plate 02MB Function



Lever/Knob	Plate	Function	Description	H	T
2,3,4,5,7	20	-01	PASSAGE TUBULAR		X
2,3,4,5,7	20	-01MS	PASSAGE MORTISE BOX	X	X
2,3,4,5,7	20	-02	PRIVACY TUBULAR		X
2,3,4,5,7	20	-02MS	PRIVACY MORTISE BOX	X	X
2,3,4,5,7	20	-02MB	PRIVACY TUBULAR WITH 0219 BOLT	X	
2,3,4,5,7	20	-09	SINGLE DUMMY		X
2,3,4,5,7	40, 40N	-01	PASSAGE TUBULAR		X
2,3,4,5,7	40, 40N	-01MS	PASSAGE MORTISE BOX	X	X
2,3,4,5,7	40, 40N	-02	PRIVACY TUBULAR		X
2,3,4,5,7	40, 40N	-02MS	PRIVACY MORTISE BOX	X	X
2,3,4,5,7	40, 40N	-02MB	PRIVACY TUBULAR WITH 0219 BOLT	X	X
2,3,4,5,7	40, 40N	-09	SINGLE DUMMY	X	

Split Finish up-charge: Refer to pricing catalogue.
Split Trim up-charge: Refer to pricing catalogue.
N = No Line

H = indicate handing of door
T = indicate thickness of door

3 diameter 2-1/4" projection 2-5/8"


5 diameter 1-3/4" 2-1/4" projection 2-5/8"



4 length 4-3/8" projection 2-1/2"




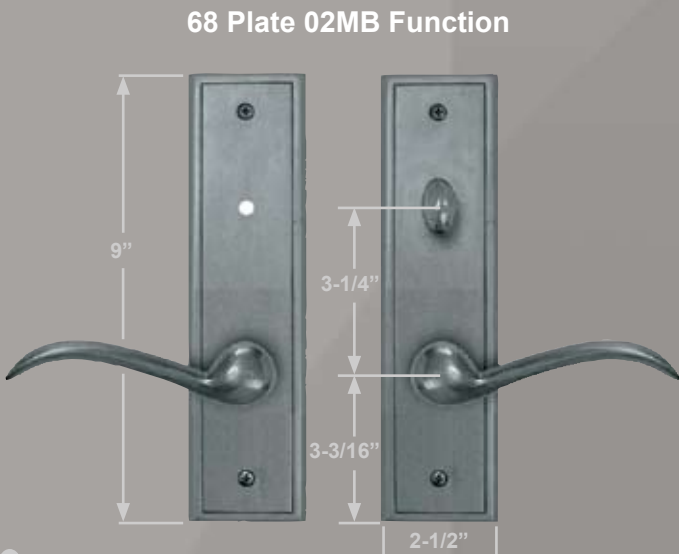

7 length 5-3/8" projection 2-3/4"



Passage & Privacy & Single Dummy



01 PASSAGE 02 PRIVACY 09 SINGLE DUMMY 01MS PASSAGE MORTISE BOX
02MS PRIVACY MORTISE BOX 02MB PRIVACY with 0219 BOLT
EXAMPLE OF ORDERING: LEVER/KNOB - PLATE - FUNCTION




Lever/Knob	Plate	Function	Description	H	T
2,3,4,5,7	68, 68N	-01	PASSAGE TUBULAR		X
2,3,4,5,7	68, 68N	-01MS	PASSAGE MORTISE BOX	X	X
2,3,4,5,7	68, 68N	-02	PRIVACY TUBULAR		X
2,3,4,5,7	68, 68N	-02MS	PRIVACY MORTISE BOX	X	X
2,3,4,5,7	68, 68N	-02MB	PRIVACY TUBULAR WITH 0219	X	X
2,3,4,5,7	68, 68N	-09	SINGLE DUMMY	X	

Split Finish up-charge: Refer to pricing catalogue.
Split Trim up-charge: Refer to pricing catalogue.
N = No Line

H = indicate handing of door
T = indicate thickness of door

Section A





DEADBOLT ENTRANCE SETS

general information

A deadbolt entry set includes:

- two backplates
- two levers or knobs
- cylinder(s)
- inside turnpiece
- spindle
- latch, 28° retraction
- adjustable backset deadbolt
- T-strike
- All entry sets include fastening devices to accommodate standard 1-3/4" thick doors. Please specify thickness when used on doors other than standard.

Latch strikes are a standard T-strike, but full lip strike can be substituted upon request when ordering.

Standard backset on latch and deadbolts is 2-3/8", but can be substituted with 2-3/4" upon request when ordering.

Deadbolt entry sets cover 2-1/8" pre-bored door prep. Center to Center dimension per illustration.

Latches for doors over 2-1/4" thick are not covered by warranty.

Cylinder covers are shown on all illustrations, covers are optional. To receive hardware with cover specify "C" with function number when ordering.

Full dummy sets are designed to match the layout of entry sets only. Full dummy sets may not match passage or privacy sets. When ordering full dummies, be sure to specify by part number if dummy is to match mortise or tubular set.

Through bolts available upon request when ordering.



03C: Single cylinder entry
Tubular latch with deadbolt



03P: Patio
Tubular latch



04C: Double cylinder entry
Tubular latch with deadbolt



09FD: Full Dummy for
Tubular latch



Section B

Deadbolt & Mortise Entry Sets



MORTISE ENTRANCE SETS

general information

A mortise entry set includes:

- two backplates
- two levers or knobs
- cylinder(s)
- inside turnpiece
- spindle
- mortise box, Grade 1, UL-listed
- All entry sets include fastening devices to accommodate standard 1-3/4" thick doors. Please specify thickness when used on doors other than standard.

We use a mortise box that is rated for Grade-1 commercial use and UL listed with a 3 hour fire rating.

Standard backset on mortise boxes is 2-1/2", but can be substituted with 2-3/4" upon request when ordering. Other backsets are available, call for quote.

Cylinder covers are shown on all illustrations, covers are optional. To receive hardware with cover specify "C" with function number when ordering.

Full dummy sets are designed to match the layout of entry sets only. Full dummy sets may not match passage or privacy sets. When ordering full dummies, be sure to specify by part number if dummy is to match mortise or tubular set.

Through bolts available upon request when ordering.



05C: Single Cylinder
Entry Mortise Box



06C: Double Cylinder
Entry Mortise Box



07C / 08C: Mechanical /
Classroom Mortise box



19FD: Full Dummy
for Mortise Box

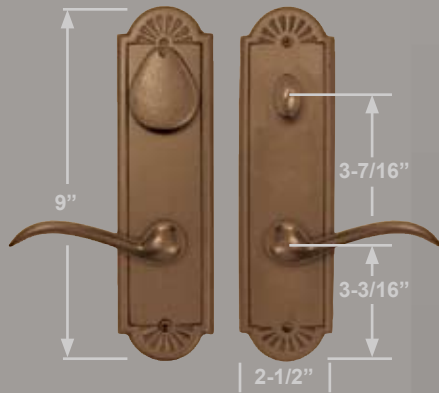


Deadbolt & Mortise Entry Sets


EXAMPLE OF ORDERING: LEVER/KNOB - PLATE - FUNCTION

→ **540-03 (C)** ← Cylinder Cover (Optional)


20 Plate 03 Function




40 Plate 03 Function




40N Plate 03 Function



68 Plate 03 Function



68N Plate 03 Function



Lever/Knob	Plate	Function	Description	H	T
2,3,4,5,7	20	-03	Single Cylinder Entry - Tubular	X	X
2,3,4,5,7	20	-03P	Patio	X	X
2,3,4,5,7	20	-04	Double Cylinder Entry - Tubular	X	X
2,3,4,5,7	20	-09FD	Full Dummy for Entry - Tubular		
2,3,4,5,7	40, 40N	-03	Single Cylinder Entry - Tubular	X	X
2,3,4,5,7	40, 40N	-03P	Patio	X	X
2,3,4,5,7	40, 40N	-04	Double Cylinder Entry - Tubular	X	X
2,3,4,5,7	40, 40N	-09FD	Full Dummy for Entry - Tubular		
2,3,4,5,7	68, 68N	-03	Single Cylinder Entry - Tubular	X	X
2,3,4,5,7	68, 68N	-03P	Patio	X	X
2,3,4,5,7	68, 68N	-04	Double Cylinder Entry - Tubular	X	X
2,3,4,5,7	68, 68N	-09FD	Full Dummy for Entry - Tubular		

Split Finish up-charge: Refer to pricing catalogue.

Split Trim up-charge: Refer to pricing catalogue.


N = No Line

H = indicate handing of door

T = indicate thickness of door

3 diameter 2-1/4" projection 2-5/8"


5 diameter 1-3/4" 2-1/4" projection 2-5/8"



2 length 4-4/8" projection 2-1/4"



4 length 4-3/8" projection 2-1/2"



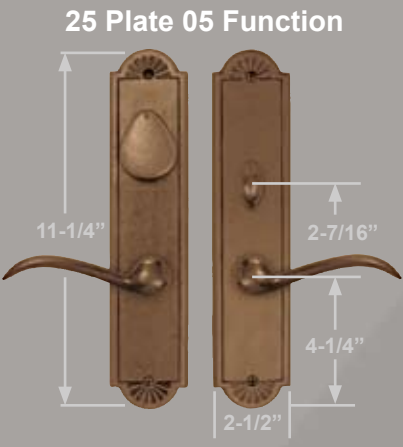

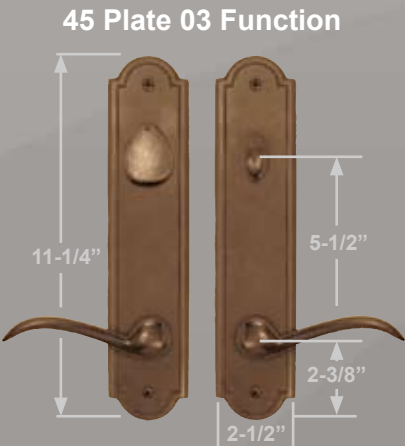




7 length 5-3/8" projection 2-3/4"

Deadbolt & Mortise Entry Sets




EXAMPLE OF ORDERING: LEVER/KNOB - PLATE - FUNCTION



Lever/Knob	Plate	Function	Description	H	T
2,3,4,5,7	25, 45, 45N	-03	Single Cylinder Entry – Tubular	X	X
2,3,4,5,7	25, 45, 45N	-03P	Patio	X	X
2,3,4,5,7	25, 45, 45N	-04	Double Cylinder Entry – Tubular	X	X
2,3,4,5,7	25, 45, 45N	-09FD	Full Dummy for Entry – Tubular		
2,3,4,5,7	25, 45, 45N	-05	Single Cylinder Entry – Mortise	X	X
2,3,4,5,7	25, 45, 45N	-06	Double Cylinder Entry – Mortise	X	X
2,3,4,5,7	25, 45, 45N	-07	Mechanical Room – Mortise	X	X
2,3,4,5,7	25, 45, 45N	-08	Classroom – Mortise	X	X
2,3,4,5,7	25, 45, 45N	-34	Hotel – Mortise	X	X
2,3,4,5,7	25, 45, 45N	-19	Full Dummy for Entry – Mortise		

Split Finish up-charge: Refer to pricing catalogue.
Split Trim up-charge: Refer to pricing catalogue.
N = No Line

H = indicate handing of door
T = indicate thickness of door





Deadbolt & Mortise Entry Sets

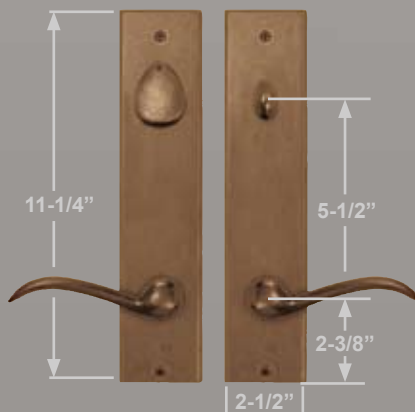
EXAMPLE OF ORDERING: LEVER/KNOB - PLATE - FUNCTION

540-03 (C) ← Cylinder Cover (Optional)

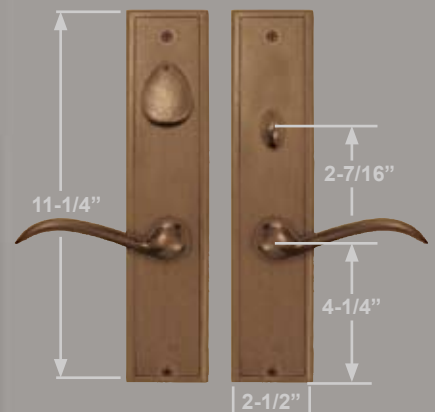
70 Plate 03 Function



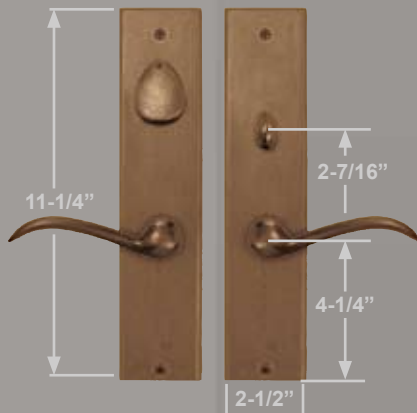
70N Plate 03 Function



70 Plate 05 Function



70N Plate 05 Function



SKS1-AB

(Antique Brass) Refer to door accessories Section G






Lever/Knob	Plate	Function	Description	H	T
2,3,4,5,7	70, 70N	-03	Single Cylinder Entry – Tubular	X	X
2,3,4,5,7	70, 70N	-03P	Patio	X	X
2,3,4,5,7	70, 70N	-04	Double Cylinder Entry – Tubular	X	X
2,3,4,5,7	70, 70N	-09FD	Full Dummy for Entry – Tubular		
2,3,4,5,7	70, 70N	-05	Single Cylinder Entry – Mortise	X	X
2,3,4,5,7	70, 70N	-06	Double Cylinder Entry – Mortise	X	X
2,3,4,5,7	70, 70N	-07	Mechanical Room – Mortise	X	X
2,3,4,5,7	70, 70N	-08	Classroom – Mortise	X	X
2,3,4,5,7	70, 70N	-34	Hotel – Mortise	X	X
2,3,4,5,7	70, 70N	-19	Full Dummy for Entry – Mortise		

Split Finish up-charge: Refer to pricing catalogue.
Split Trim up-charge: Refer to pricing catalogue.
N = No Line

H = indicate handing of door
T = indicate thickness of door

3 diameter 2-1/4" projection 2-5/8"

5 diameter 1-3/4" 2-1/4" projection 2-5/8"





THUMBGRIP ENTRANCE SETS With Tubular Latch and Deadbolt

A deadbolt entry set includes:

- two backplates
- inside lever or knob
- outside handlegrip and thumbpiece
- cylinder(s)
- inside turnpiece
- spindles
- latch, 28° retraction
- T-strike
- All entry sets include fastening devices to accommodate standard 1-3/4" thick doors. Tubular thumbgrip entry sets will not work on doors less than 1-3/4" thick. Please specify thickness when used on doors other than standard. We can accommodate doors up to 2-1/4" thick, for an additional charge.

Standard backset on latch is 2-3/8" but can be substituted with 2-3/4" upon request when ordering.

Latch strikes are a standard T-strike, full lip strikes will be substituted upon request when ordering.


Tubular latch and deadbolt thumbgrip entrance sets cover a standard 2-1/8" diameter bore, at 5-1/2" center to center. Longleaf Collection can provide optional centers upon request. See parts list for additional center to center and pricing.

Latches for doors over 2-1/4" thick are not covered by warranty.

Cylinder covers are shown on all illustrations, covers are optional. To receive hardware with cover specify "C" with function number when ordering.

To receive optional wide thumbpiece specify "T" with function number when ordering.

Through bolts available upon request when ordering.



20: Single Cylinder
Tubular Entry Set



21: Double Cylinder
Tubular Entry Set



25: Full Dummy
For Tubular Entry

Section C

Thumbgrip Entry Sets



Thumbgrip Entry Sets - Tubular & Mortise

THUMBGRIP ENTRANCE SETS With Mortise Box

A mortise entry set includes:

- two backplates
- inside lever or knob
- outside handlegrip and thumbpiece
- cylinder(s)
- inside turnpiece
- spindle
- mortise box, Grade 1, UL-listed with a 3 hour fire rating
- All entry sets include fastening devices to accomodate standard 1-3/4" thick doors. Please specify thickness when used on doors other than standard. We can accomodate doors up to 3" thick, refer to pricing catalogue.

We use a mortise box, rated for Grade-1 commercial use and UL listed with a 3 hour fire rating.

Standard backset on mortise boxes is 2-1/2", but can be substituted with 2-3/4" upon request when ordering. Other backsets are available, call for quote.

Handing must be specified for all mortise functions. Please note if door is out-swing (reverse bevel).

Through bolts available upon request when ordering.



10: Single Cylinder
Mortise Entry Set



11: Double Cylinder
Mortise Entry Set



15: Full Dummy
For Mortise



12: Single Cylinder
Back-to-Back
Mortise Entry Set



15: Full Dummy For
Back-to-Back
Mortise Entry Set


Thumbgrip Entry Sets - Tubular & Mortise



EXAMPLE OF ORDERING: LEVER/KNOB - PLATE - FUNCTION

425-20 (C) (T)

CYLINDER COVER (optional) THUMBPIECE (optional)



25 Plate 10 Function

25 Plate 20 Function

25 Plate 12 Function

525-20C B3


Lever/Knob	Plate	Function	Description	H	T
2,3,4,5,7	25	-10	Single Cylinder Entry - Mortise	X	X
2,3,4,5,7	25	-11	Double Cylinder Entry - Mortise	X	X
2,3,4,5,7	25	-15	Full Dummy for Entry - Mortise	X	X
N/A	25	-12	Single Cyl. Back-to-Back - Mortise	X	X
N/A	25	-15	Full Dummy for B-T-B - Mortise		X
2,3,4,5,7	25	-20	Single Cylinder Entry - Tubular	X	X
2,3,4,5,7	25	-21	Double Cylinder Entry - Tubular	X	X
2,3,4,5,7	25	-25	Full Dummy for Entry - Tubular	X	X

Split Finish up-charge: Refer to pricing catalogue.
Split Trim up-charge: Refer to pricing catalogue.
N = No Line

H = indicate handing of door
T = indicate thickness of door

Section C

C1






Thumbgrip Entry Sets - Tubular & Mortise


EXAMPLE OF ORDERING: LEVER/KNOB - PLATE - FUNCTION

425-20 (C) (T)


CYLINDER COVER (optional) THUMBPIECE (optional)



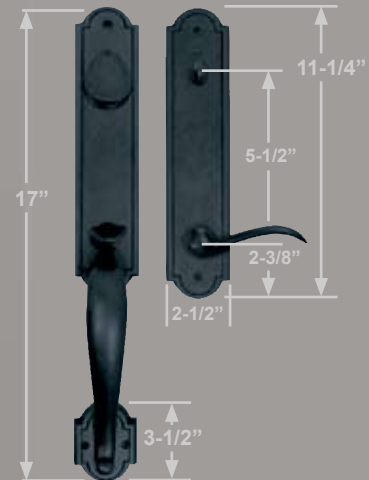
45 Plate 10 Function



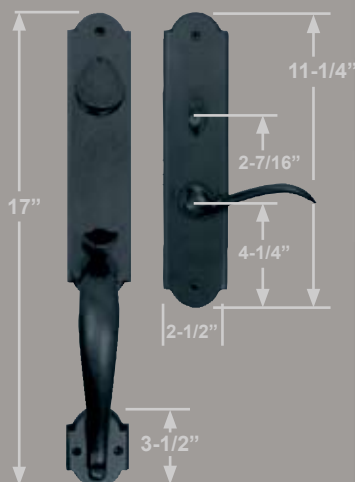
45 Plate 12 Function




45 Plate 20 Function



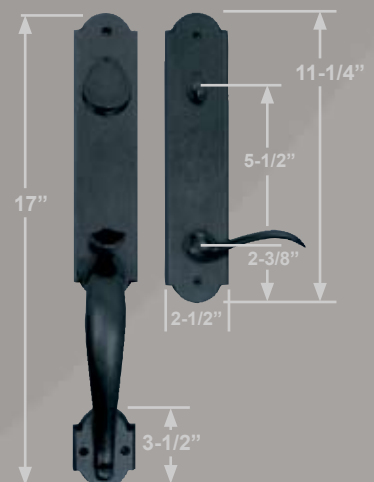
45N Plate 10 Function



45N Plate 12 Function



45N Plate 20 Function



Lever/Knob	Plate	Function	Description	H	T
2,3,4,5,7	45, 45N	-10	Single Cylinder Entry - Mortise	X	X
2,3,4,5,7	45, 45N	-11	Double Cylinder Entry - Mortise	X	X
2,3,4,5,7	45, 45N	-15	Full Dummy for Entry - Mortise	X	X
N/A	45, 45N	-12	Single Cyl. Back-to-Back - Mortise	X	X
N/A	45, 45N	-15	Full Dummy for B-T-B - Mortise		X
2,3,4,5,7	45, 45N	-20	Single Cylinder Entry - Tubular	X	X
2,3,4,5,7	45, 45N	-21	Double Cylinder Entry - Tubular	X	X
2,3,4,5,7	45, 45N	-25	Full Dummy for Entry - Tubular	X	X

Split Finish up-charge: Refer to pricing catalogue.

Split Trim up-charge: Refer to pricing catalogue.


N = No Line

H = indicate handing of door

T = indicate thickness of door

3 diameter 2-1/4" projection 2-5/8"


5 diameter 1-3/4" 2-1/4" projection 2-5/8"



2 length 4-4/8" projection 2-1/4"



4 length 4-3/8" projection 2-1/2"



7 length 5-3/8" projection 2-3/4"


Thumbgrip Entry Sets - Tubular & Mortise




EXAMPLE OF ORDERING: LEVER/KNOB - PLATE - FUNCTION

425-20 (C) (T)

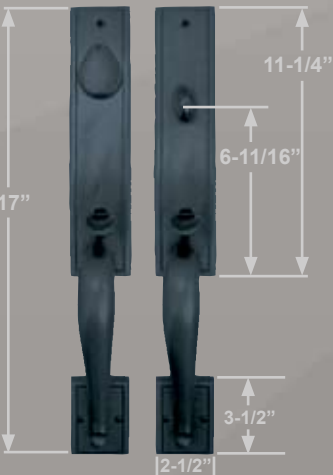
CYLINDER COVER (optional) THUMBPIECE (optional)




70 Plate 10 Function



70 Plate 12 Function



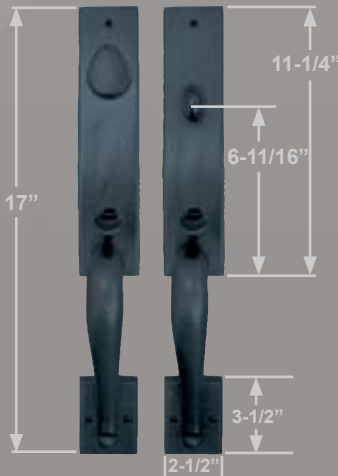
70 Plate 20 Function



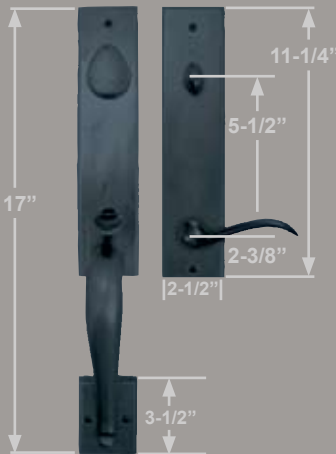
70N Plate 10 Function



70N Plate 12 Function



70N Plate 20 Function



Section C


Lever/Knob	Plate	Function	Description	H	T
2,3,4,5,7	70, 70N	-10	Single Cylinder Entry - Mortise	X	X
2,3,4,5,7	70, 70N	-11	Double Cylinder Entry - Mortise	X	X
2,3,4,5,7	70, 70N	-15	Full Dummy for Entry - Mortise	X	X
N/A	70, 70N	-12	Single Cyl. Back-to-Back - Mortise	X	X
N/A	70, 70N	-15	Full Dummy for B-T-B - Mortise		X
2,3,4,5,7	70, 70N	-20	Single Cylinder Entry - Tubular	X	X
2,3,4,5,7	70, 70N	-21	Double Cylinder Entry - Tubular	X	X
2,3,4,5,7	70, 70N	-25	Full Dummy for Entry - Tubular	X	X

Split Finish up-charge: Refer to pricing catalogue.
Split Trim up-charge: Refer to pricing catalogue.
N = No Line

H = indicate handing of door
T = indicate thickness of door

3 diameter 2-1/4" projection 2-5/8"

5 diameter 1-3/4" 2-1/4" projection 2-5/8"





Thumbgrip Entry Sets - Tubular & Mortise


EXAMPLE OF ORDERING: LEVER/KNOB - PLATE - FUNCTION

425-20 (C) (T)

CYLINDER COVER (optional) THUMBPIECE (optional)




- Standard




- Optional


22 Plate 10 Function



22 Plate 20 Function



22 Plate 12 Function



Lever/Knob	Plate	Function	Description	H	T
2,3,4,5,7	22	-10	Single Cylinder Entry - Mortise	X	X
2,3,4,5,7	22	-11	Double Cylinder Entry - Mortise	X	X
2,3,4,5,7	22	-15	Full Dummy for Entry - Mortise	X	X
N/A	22	-12	Single Cyl. Back-to-Back - Mortise	X	X
N/A	22	-15	Full Dummy for B-T-B - Mortise		X
2,3,4,5,7	22	-20	Single Cylinder Entry - Tubular	X	X
2,3,4,5,7	22	-21	Double Cylinder Entry - Tubular	X	X
2,3,4,5,7	22	-25	Full Dummy for Entry - Tubular	X	X

Split Finish up-charge: Refer to pricing catalogue.

Split Trim up-charge: Refer to pricing catalogue.


N = No Line

H = indicate handing of door

T = indicate thickness of door

3 diameter 2-1/4" projection 2-5/8"

5 diameter 1-3/4" 2-1/4" projection 2-5/8"



2 length 4-4/8" projection 2-1/4"



4 length 4-3/8" projection 2-1/2"



7 length 5-3/8" projection 2-3/4"





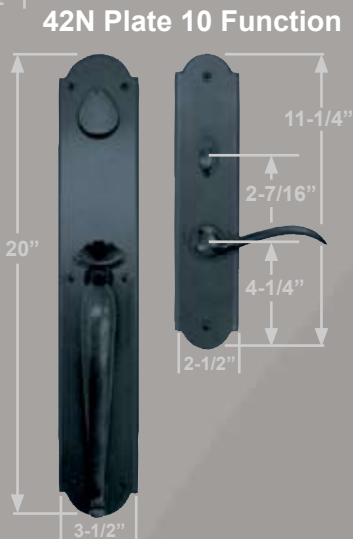




Thumbgrip Entry Sets - Tubular & Mortise



EXAMPLE OF ORDERING: LEVER/KNOB - PLATE - FUNCTION

425-20 (C) (T)

CYLINDER COVER (optional) THUMBPIECE (optional)



Lever/Knob	Plate	Function	Description	H	T
2,3,4,5,7	42, 42N	-10	Single Cylinder Entry - Mortise	X	X
2,3,4,5,7	42, 42N	-11	Double Cylinder Entry - Mortise	X	X
2,3,4,5,7	42, 42N	-15	Full Dummy for Entry - Mortise	X	X
N/A	42, 42N	-12	Single Cyl. Back-to-Back - Mortise	X	X
N/A	42, 42N	-15	Full Dummy for B-T-B - Mortise		X
2,3,4,5,7	42, 42N	-20	Single Cylinder Entry - Tubular	X	X
2,3,4,5,7	42, 42N	-21	Double Cylinder Entry - Tubular	X	X
2,3,4,5,7	42, 42N	-25	Full Dummy for Entry - Tubular	X	X

Split Finish up-charge: Refer to pricing catalogue.
Split Trim up-charge: Refer to pricing catalogue.
N = No Line


H = indicate handing of door
T = indicate thickness of door

Section C

C5

3 diameter 2-1/4" projection 2-5/8"

5 diameter 1-3/4" 2-1/4" projection 2-5/8"






Thumbgrip Entry Sets - Tubular & Mortise

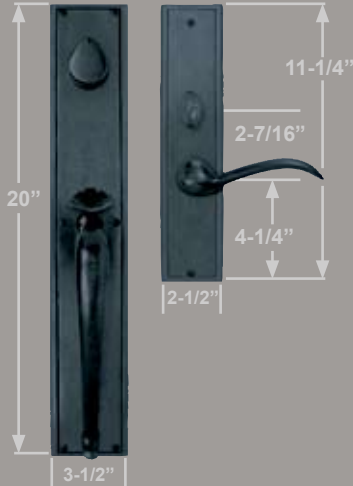
EXAMPLE OF ORDERING: LEVER/KNOB - PLATE - FUNCTION

425-20 (C) (T)


CYLINDER COVER (optional) THUMBPIECE (optional)



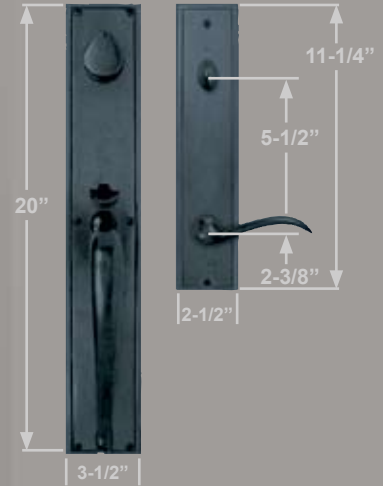
72 Plate 10 Function



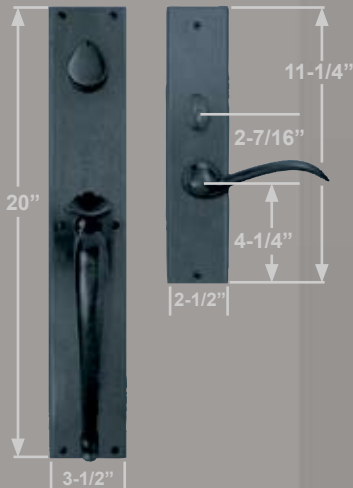
72 Plate 12 Function




72 Plate 20 Function



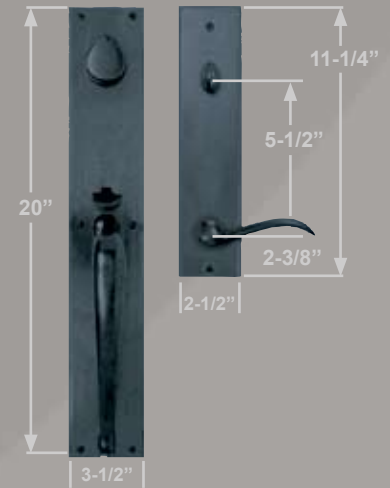
72N Plate 10 Function



72N Plate 12 Function



72N Plate 20 Function




Lever/Knob	Plate	Function	Description	H	T
2,3,4,5,7	72, 72N	-10	Single Cylinder Entry - Mortise	X	X
2,3,4,5,7	72, 72N	-11	Double Cylinder Entry - Mortise	X	X
2,3,4,5,7	72, 72N	-15	Full Dummy for Entry - Mortise	X	X
N/A	72, 72N	-12	Single Cyl. Back-to-Back - Mortise	X	X
N/A	72, 72N	-15	Full Dummy for B-T-B - Mortise		X
2,3,4,5,7	72, 72N	-20	Single Cylinder Entry - Tubular	X	X
2,3,4,5,7	72, 72N	-21	Double Cylinder Entry - Tubular	X	X
2,3,4,5,7	72, 72N	-25	Full Dummy for Entry - Tubular	X	X

Split Finish up-charge: Refer to pricing catalogue.
Split Trim up-charge: Refer to pricing catalogue.
N = No Line

H = indicate handing of door
T = indicate thickness of door

3 diameter 2-1/4" projection 2-5/8"

5 diameter 1-3/4" 2-1/4" projection 2-5/8"



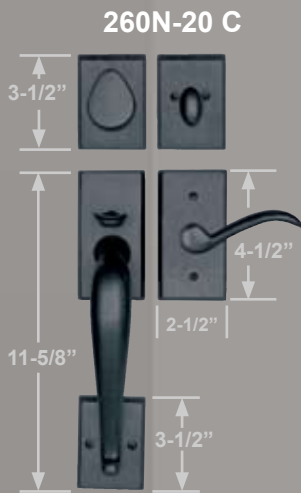
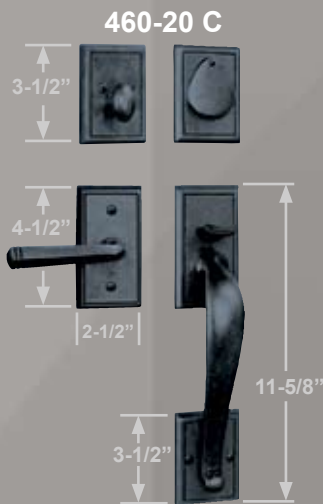
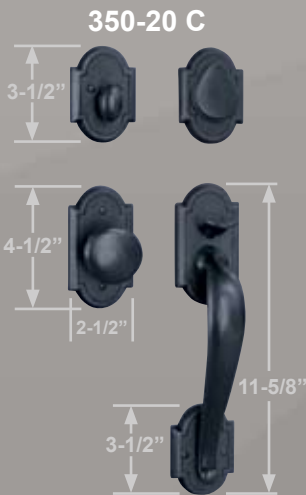


Thumbgrip Entry Sets - Tubular & Mortise



EXAMPLE OF ORDERING: LEVER/KNOB - PLATE - FUNCTION

425-20 (C) (T)

CYLINDER COVER (optional) THUMBPIECE (optional)



Lever/Knob	Plate	Function	Description	H	T
2,3,4,5,7	30	-20	Single Cylinder Sectional - Tubular	X	X
2,3,4,5,7	30	-21	Double Cylinder Sectional - Tubular	X	X
2,3,4,5,7	30	-25	Full Dummy for Sectional - Tubular	X	X
2,3,4,5,7	50, 50N	-20	Single Cylinder Sectional - Tubular	X	X
2,3,4,5,7	50, 50N	-21	Double Cylinder Sectional - Tubular	X	X
2,3,4,5,7	50, 50N	-25	Full Dummy for Sectional - Tubular	X	X
2,3,4,5,7	60, 60N	-20	Single Cylinder Sectional - Tubular	X	X
2,3,4,5,7	60, 60N	-21	Double Cylinder Sectional - Tubular	X	X
2,3,4,5,7	60, 60N	-25	Full Dummy for Sectional - Tubular	X	X


Split Finish up-charge: Refer to pricing catalogue.
Split Trim up-charge: Refer to pricing catalogue.
N = No Line

H = indicate handing of door
T = indicate thickness of door

Section C

3 diameter 2-1/4" projection 2-5/8"

5 diameter 1-3/4" 2-1/4" projection 2-5/8"





MULTI-POINT ENTRANCE TRIM SETS

general information

A multi-point trim set includes:

- two backplates
- two levers
- cylinder
- inside turnpiece
- 8mm spindle
- through-bolts
- All entry sets include fastening devices to accommodate standard 1-3/4" to 1-7/8" thick doors. Please specify thickness when used on doors other than standard. We can accommodate doors up to 2-1/4" thick. See Pricing Catalogue for thick door up-charge.

When ordering trim for multi-point the door manufacturer must be specified. We supply trim for the following manufacturers at standard pricing:

- | | | |
|------------|-------------------|-------------------|
| • BILTBest | • Crestline | • Eagle* |
| • Hurd | • Kolbe and Kolbe | • Lincoln |
| • Lowen | • Norco | • Pella |
| • Pozzi | • Semco | • Sierra Pacific* |
| • Vetter | • Windsor | • Willmar* |

**Specify Profile Cylinder, or American Style Cylinder*

Special Pricing for all trim for doors by:

- Anderson
- Marvin Ultimate
- Weather Shield

For all other doors call for quote for special machining. Surface mount screws available upon request when ordering. For extended levers (to provide clearance for blinds on door) call for pricing. Our normal extensions add 1-1/4" to the original lever's projection from the door. Extended levers must be assembled to the complete trim set at time of production, not intended for assembly in the field.



03: Active Trim for American Style Cylinder

03-1/2: Patio Trim for American Style Cylinder



09FD: Full Dummy for American Style Cylinder



03P: Active Trim for European Profile Cylinder

1/2P: Patio Trim for European Profile Cylinder



09FD: Full Dummy for European Profile Cylinder



Section D

Multipoint Trim



EXAMPLE OF ORDERING: LEVER ONLY - PLATE - FUNCTION



41 Plate 03 Function



Plate Size: 2" x 10"

41N Plate 03 Function



Plate Size: 2" x 10"

41S Plate 03P Function





Plate Size: 1-1/2" x 10-1/2"

Note: Our trim sets do not include strikes. Customer's strikes can be re-finished to match trim only if their strikes are solid brass. Strikes must be supplied for re-finishing at time of order entry, so they may be finished with trim sets. Refer to price catalogue.

Lever/Knob	Plate	Function	Description	H	T
2,4,7	41, 41N	-03	Active Trim for American Style Cylinder	X	X
2,4,7	41, 41N	-03-1/2	Patio Function for American Style Cylinder	X	X
2,4,7	41, 41N	-03P	Active Trim for Profile Cylinder	X	X
2,4,7	41, 41N	-1/2P	Patio Function for Profile Cylinder	X	X
2,4,7	41, 41N	-09FD	Full Dummy	X	X
2,4,7	41S	-03	Active Trim for American Style Cylinder	X	X
2,4,7	41S	-03-1/2	Patio Function for American Style Cylinder	X	X
2,4,7	41S	-03P	Active Trim for Profile Cylinder	X	X
2,4,7	41S	-1/2P	Patio Function for Profile Cylinder	X	X
2,4,7	41S	-09FD	Full Dummy	X	X

Split Finish up-charge: Refer to pricing catalogue.
Split Trim up-charge: Refer to pricing catalogue.
N = No Line


H = indicate handing of door
T = indicate thickness of door



2 length 4-4/8" projection 2-1/4



4 length 4-3/8" projection 2-1/2"



7 length 5-3/8" projection 2-3/4"



EXAMPLE OF ORDERING: LEVER ONLY - PLATE - FUNCTION

→ **271N-03-1/2**

71 Plate 03P Function




Plate Size: 2" x 10"

71N Plate 03P Function




Plate Size: 2" x 10"

71S Plate 03 Function




Plate Size: 1-1/2" x 10-1/2"

Note: Our trim sets do not include strikes.
Customer's strikes can be re-finished to match trim only if their strikes are solid brass. Strikes must be supplied for re-finishing at time of order entry, so they may be finished with trim sets.
Refer to price catalogue.

Lever/Knob	Plate	Function	Description	H	T
2,4,7	71, 71N	-03	Active Trim for American Style Cylinder	X	X
2,4,7	71, 71N	-03-1/2	Patio Function for American Style Cylinder	X	X
2,4,7	71, 71N	-03P	Active Trim for Profile Cylinder	X	X
2,4,7	71, 71N	-1/2P	Patio Function for Profile Cylinder	X	X
2,4,7	71, 71N	-09FD	Full Dummy	X	X
2,4,7	71S	-03	Active Trim for American Style Cylinder	X	X
2,4,7	71S	-03-1/2	Patio Function for American Style Cylinder	X	X
2,4,7	71S	-03P	Active Trim for Profile Cylinder	X	X
2,4,7	71S	-1/2P	Patio Function for Profile Cylinder	X	X
2,4,7	71S	-09FD	Full Dummy	X	X

Split Finish up-charge: Refer to pricing catalogue.
Split Trim up-charge: Refer to pricing catalogue.
N = No Line


H = indicate handing of door
T = indicate thickness of door



2 length 4-4/8" projection 2-1/4"



4 length 4-3/8" projection 2-1/2"



7 length 5-3/8" projection 2-3/4"



DEADBOLT

general information

A deadbolt set includes:

- outside trim for cylinder
- inside trim
- turnpiece
- cylinder(s)
- adjustable backset deadbolt
- All deadbolt sets include fastening devices to accommodate standard 1-3/4" thick doors. Please specify thickness when used on doors other than 1-3/4" thick. Minimum thickness on patio function is 1-3/4".
- All single and double cylinder functions will fit a 2-1/8" bore.
- All patio functions require 1-1/2" bore.
- Extended Deadbolt up to 3". Refer to pricing catalogue.
- Through bolts available upon request when ordering.



Single Cylinder



Double Cylinder



Patio

Section E

Deadbolt



EXAMPLE OF ORDERING: DEADBOLT - CYLINDER COVER (optional)

→ 851 (C)



#800: Rosette measures 2-3/4" diameter



#850: Rosette measures 2-3/4" diameter



#820: Rosette measures 2-3/4" diameter



#803C: Backplate measures 2-1/2" x 3-1/2"



#853C: Backplate measures 2-1/2" x 3-1/2"



#823: Backplate measures 2-1/2" x 3-1/2"

Note: Patio takes special bore = 1-1/2"

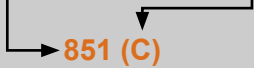
Deadbolt	Description	H	T
800*, 803	Single Cylinder		X
850*, 853	Double Cylinder		X
820, 823	Patio		X

Split Finish up-charge: Refer to pricing catalogue.
Split Trim up-charge: Refer to pricing catalogue.
N = No Line

H = indicate handing of door
T = indicate thickness of door
* Cylinder cover not available for these deadbolts



EXAMPLE OF ORDERING: DEADBOLT - CYLINDER COVER (optional)



#801C: Backplate measures 2-1/2" x 3-1/2"



#801NC: Backplate measures 2-1/2" x 3-1/2"



#851C: Backplate measures 2-1/2" x 3-1/2"



#851NC: Backplate measures 2-1/2" x 3-1/2"



#821: Backplate measures 2-1/2" x 3-1/2"



#821N: Backplate measures 2-1/2" x 3-1/2"

Note: Patio takes special bore = 1-1/2"

Deadbolt	Description	H	T
801, 801N	Single Cylinder		X
851, 851N	Double Cylinder		X
821, 821N	Patio		X

Split Finish up-charge: Refer to pricing catalogue.
Split Trim up-charge: Refer to pricing catalogue.
N = No Line

H = indicate handing of door
T = indicate thickness of door



EXAMPLE OF ORDERING: DEADBOLT - CYLINDER COVER (optional)

→ 851 (C)



#805C: Backplate measures 2-1/2" x 3-1/2"



#805NC: Backplate measures 2-1/2" x 3-1/2"



#855C: Backplate measures 2-1/2" x 3-1/2"



#855NC: Backplate measures 2-1/2" x 3-1/2"



#825: Backplate measures 2-1/2" x 3-1/2"



#825N: Backplate measures 2-1/2" x 3-1/2"

Note: Patio takes special bore = 1-1/2"

Deadbolt	Description	H	T
805, 805N	Single Cylinder		X
855, 855N	Double Cylinder		X
825, 825N	Patio		X

Split Finish up-charge: Refer to pricing catalogue.
Split Trim up-charge: Refer to pricing catalogue.
N = No Line

H = indicate handing of door
T = indicate thickness of door



PUSH & PULL HARDWARE

general information


Push/pull plates are supplied with wood trim screws for surface mounting. Specify if through-bolts are required. See pricing catalogue.

Plates will cover 2-1/8" bores.

Deadbolts are adjustable for 2-3/8" or 2-3/4" backsets.

Cylinder covers shown on illustrations are optional. To receive hardware with cover specify "C" with function number when ordering.

Push or Pull engraving available for all plates in this section. Refer to pricing catalogue. Appearance of lettering will vary depending on finish.



72N-PLXPL-04-B3

Section F

Push & Pull Hardware



Push & Pull Hardware

BACKPLATES MEASURE 3-1/2" X 20"

THICKNESS = 7/16"



22-P



42-P



42N-P



72-P



72N-P



22-PL



42-PL



42N-PL



72-PL



72N-PL

Push/Pull	Description	H	T
22-P	Push Plate		X
42-P, 42N-P	Push Plate		X
72-P, 72N-P	Push Plate		X
22-PL	Pull Plate		X
42-PL, 42N-PL	Pull Plate		X
72-PL, 72N-PL	Pull Plate		X

Split Finish up-charge: Refer to pricing catalogue.

Split Trim up-charge: Refer to pricing catalogue.

N = No Line

H = indicate handing of door

T = indicate thickness of door

Push & Pull Hardware




BACKPLATES MEASURE 3-1/2" X 20"


THICKNESS = 7/16"



22-P x PL-03C



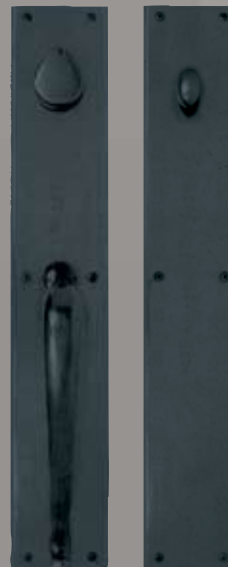
42-P x PL-03C



42N-P x PL-03C



72-P x PL-03C



72N-P x PL-03C

Section F

Push/Pull	Description	H	T
22-P x PL-03	Push x Pull, Single Cylinder		X
22-P x PL-04	Push x Pull, Double Cylinder		X
42-P x PL-03	Push x Pull, Single Cylinder		X
42-P x PL-04	Push x Pull, Double Cylinder		X
42N-P x PL-03	Push x Pull, Single Cylinder		X
42N-P x PL-04	Push x Pull, Double Cylinder		X
72-P x PL-03	Push x Pull, Single Cylinder		X
72-P x PL-04	Push x Pull, Double Cylinder		X
72N-P x PL-03	Push x Pull, Single Cylinder		X
72N-P x PL-04	Push x Pull, Double Cylinder		X

Split Finish up-charge: Refer to pricing catalogue.

Split Trim up-charge: Refer to pricing catalogue.

N = No Line

H = indicate handing of door


T = indicate thickness of door



Push & Pull Hardware

BACKPLATES MEASURE 3-1/2" X 20"


THICKNESS = 7/16"




22-PL x PL-03C



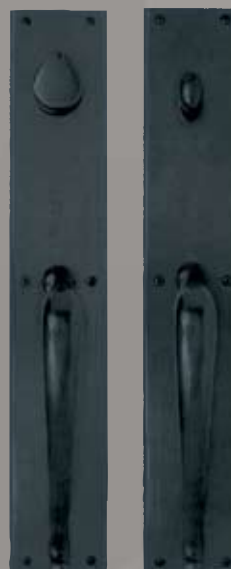
42-PL x PL-03C



42N-PL x PL-03C



72-PL x PL-03C



72N-PL x PL-03C

Push/Pull	Description	H	T
22-PL x PL-03	Push x Pull, Single Cylinder		X
22-PL x PL-04	Push x Pull, Double Cylinder		X
42-PL x PL-03	Push x Pull, Single Cylinder		X
42-PL x PL-04	Push x Pull, Double Cylinder		X
42N-PL x PL-03	Push x Pull, Single Cylinder		X
42N-PL x PL-04	Push x Pull, Double Cylinder		X
72-PL x PL-03	Push x Pull, Single Cylinder		X
72-PL x PL-04	Push x Pull, Double Cylinder		X
72N-PL x PL-03	Push x Pull, Single Cylinder		X
72N-PL x PL-04	Push x Pull, Double Cylinder		X

Split Finish up-charge: Refer to pricing catalogue.

Split Trim up-charge: Refer to pricing catalogue.

N = No Line

H = indicate handing of door

T = indicate thickness of door



21-S*
Projection = 2-3/4" 7" C/C



21-P*
Projection = 2-1/2" 9" C/C

*Back-to-back mounting available upon request. See pricing catalogue.

Push/Pull	Description	H	T
21-P	9" Center to Center Pull		X
21-S	7" Center to Center Pull		X
BTB	Back-to-Back Mounting		X

Split Finish up-charge: Refer to pricing catalogue.
Split Trim up-charge: Refer to pricing catalogue.
N = No Line

H = indicate handing of door
T = indicate thickness of door

SECTION G

DOOR ACCESSORIES





300 Baseboard Stop
Length: 3-1/4"



301 Flush Bolt
3/4" x 6"



303 Low Gooseneck Stop
Height: 2-1/8"



304 High Gooseneck Stop
Height: 2-7/8"



305 Low Dome Stop
Height: 1"



303 High Dome Stop
Height: 1-3/8"



307 Roller Latch
1" x 3-3/8"



308 Ball Catch
1" x 2-1/2"



SB61 Surface Bolt



312 Flush Pull
1-3/4" x 4"



Item	Description	H	T	Available Finishes
300	Baseboard Stop			Black, Pewter, Bronze
301	Flush Bolt			Black, Pewter, Bronze
303	Low Gooseneck Stop			Black, Pewter, Bronze
304	High Gooseneck Stop			Black, Pewter, Bronze
305	Low Dome Stop			Black, Pewter, Bronze
306	High Dome Stop			Black, Pewter, Bronze
307	Roller Latch			Black, Pewter, Bronze
308	Ball Catch			Black, Pewter, Bronze
312	Flush Pull			All LLC Standard Finishes available
SB-61-8	Surface Bolt 8"			All LLC Standard Finishes available
SB-61-12	Surface Bolt 12"			All LLC Standard Finishes available
SB-61-18	Surface Bolt 18"			All LLC Standard Finishes available
SB-61-24	Surface Bolt 24"			All LLC Standard Finishes available
SB-61-30	Surface Bolt 30"			All LLC Standard Finishes available

Split Finish up-charge: Refer to pricing catalogue.
Split Trim up-charge: Refer to pricing catalogue.
N = No Line

H = indicate handing of door
T = indicate thickness of door



836 Doorbell
Plate: 2-1/2" x 3-1/2"



856 Doorbell
Plate: 2-1/2" x 3-1/2"



856N Doorbell
Plate: 2-1/2" x 3-1/2"



875 Doorbell
Diameter: 2-1/2"



876 Doorbell
Plate: 2-1/2" x 3-1/2"




876N Doorbell
Plate: 2-1/2" x 3-1/2"


Item	Description	H	T
836	Doorbell		
856, 856N	Doorbell		
875	Doorbell		
876, 876N	Doorbell		

Split Finish up-charge: Refer to pricing catalogue.
Split Trim up-charge: Refer to pricing catalogue.
N = No Line


H = indicate handing of door
T = indicate thickness of door




BB1795



1794.5



1794



1793.5

SOLID BRASS HINGES are available in all finishes.

These hinges are standard weight, contract grade ANSI template hinges with floating stainless steel pins. Hinges are furnished with ball tips and woodscrews. Button tips may be substituted upon request at no charge when ordering. Steeple tips available, see pricing catalogue.

Item	Description	H	T
1793.5	3.5" x 3.5" Hinge		
1794	4" x 4" Hinge		
1794.5	4.5" x 4.5" Hinge		
BB1794.5	4.5" x 4.5" Ball Bearing Hinge		
BB1795	5" x 5" Ball Bearing Hinge		
1794-STP	Steeple Tips (2 Per Hinge)		

Split Finish up-charge: Refer to pricing catalogue.

Split Trim up-charge: Refer to pricing catalogue.

N = No Line

H = indicate handing of door

T = indicate thickness of door



SK10 Kocker
Rosette Diameter: 2-3/4"
Knocker Diameter: 4-1/4"



SK81 Kocker
Rosette Diameter: 2-1/2"
Knocker Diameter: 4-1/4"



SK61 Kocker
Plate Size: 2-1/2" x 3-1/2"
Knocker Diameter: 4-1/4"



SK61N Kocker
Plate Size: 2-1/2" x 3-1/2"
Knocker Diameter: 4-1/4"



SK31 Kocker
Plate Size: 2-1/2" x 3-1/2"
Knocker Diameter: 4-1/4"



SK51 Kocker
Plate Size: 2-1/2" x 3-1/2"
Knocker Diameter: 4-1/4"



SK51N Kocker
Plate Size: 2-1/2" x 3-1/2"
Knocker Diameter: 4-1/4"

Knocker	Description	H	T
SK10	Small Knocker		
SK81	Small Knocker		
SK61, SK61N	Small Knocker		
SK31	Small Knocker		
SK51, SK51N	Small Knocker		

Split Finish up-charge: Refer to pricing catalogue.
Split Trim up-charge: Refer to pricing catalogue.
N = No Line

H = indicate handing of door
T = indicate thickness of door



SK20 Kocker
Plate Size: 2-1/2" x 9"
Knocker Diameter: 4-1/4"



SK40 Kocker
Plate Size: 2-1/2" x 9"
Knocker Diameter: 4-1/4"



SK40N Kocker
Plate Size: 2-1/2" x 9"
Knocker Diameter: 4-1/4"



SK68 Kocker
Plate Size: 2-1/2" x 9"
Knocker Diameter: 4-1/4"



SK68N Kocker
Plate Size: 2-1/2" x 9"
Knocker Diameter: 4-1/4"

Knocker	Description	H	T
SK20	Small Knocker		
SK40, SK40N	Small Knocker		
SK68, SK68N	Small Knocker		

Split Finish up-charge: Refer to pricing catalogue.
Split Trim up-charge: Refer to pricing catalogue.
N = No Line

H = indicate handing of door
T = indicate thickness of door



LK10 Knocker
Rosette Diameter: 2-3/4"
Knocker Diameter: 5"



LK81 Knocker
Rosette Diameter: 2-1/2"
Knocker Diameter: 5"



LK61 Knocker
Plate Size: 2-1/2" x 3-1/2"
Knocker Diameter: 5"



LK61N Knocker
Plate Size: 2-1/2" x 3-1/2"
Knocker Diameter: 5"



LK31 Knocker
Plate Size: 2-1/2" x 3-1/2"
Knocker Diameter: 5"



LK51 Knocker
Plate Size: 2-1/2" x 3-1/2"
Knocker Diameter: 5"



LK51N Knocker
Plate Size: 2-1/2" x 3-1/2"
Knocker Diameter: 5"

Knocker	Description	H	T
LK10	Large Knocker		
LK81	Large Knocker		
LK61, LK61N	Large Knocker		
LK31	Large Knocker		
LK51, LK51N	Large Knocker		

Split Finish up-charge: Refer to pricing catalogue.
Split Trim up-charge: Refer to pricing catalogue.
N = No Line

H = indicate handing of door
T = indicate thickness of door



LK20 Knocker
Plate Size: 2-1/2" x 9"
Knocker Diameter: 5"



LK40 Knocker
Plate Size: 2-1/2" x 9"
Knocker Diameter: 5"



LK40N Knocker
Plate Size: 2-1/2" x 9"
Knocker Diameter: 5"



LK68 Knocker
Plate Size: 2-1/2" x 9"
Knocker Diameter: 5"



LK68N Knocker
Plate Size: 2-1/2" x 9"
Knocker Diameter: 5"

Knocker	Description	H	T
LK20	Large Knocker		
LK40, LK40N	Large Knocker		
LK68, LK68N	Large Knocker		

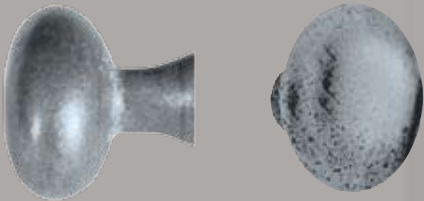
Split Finish up-charge: Refer to pricing catalogue.
Split Trim up-charge: Refer to pricing catalogue.
N = No Line

H = indicate handing of door
T = indicate thickness of door

SECTION H

CABINET HARDWARE

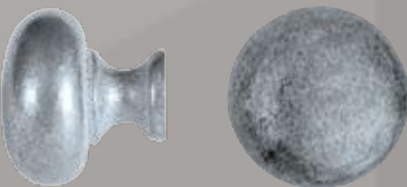





#11 Projection: 1-1/4" O/A Width: 1-1/2" x 1" Oval




#12 Projection: 1" O/A Width: 1-1/8" diameter



#14 Projection: 1-1/4" O/A Width: 1-1" diameter



#15 Projection: 5/8" C/C Length: 4" O/A Width: 4-3/16"



#17/3.5 Projection: 1-15/16" C/C Length: 3-1/2"
O/A Width: 3-3/4"



#17/4 Projection: 1-15/16" C/C Length: 4"
O/A Width: 4-1/2"



#21 Projection: 1" O/A Width: 1-1/2"

Section H

Item	Description	H	T
11	Oval Knob		
12	1" Knob		
14	Round Knob		
15	Bin Pull		
17/3.5	Twist Pull		
17/4	Twist Pull		
21	Round Knob		

Split Finish up-charge: Refer to pricing catalogue.
Split Trim up-charge: Refer to pricing catalogue.
N = No Line

H = indicate handing of door
T = indicate thickness of door

SECTION I

BATH ACCESSORIES





Towel Bar - available in 18", 24" and 30" lengths.

TB



Toilet Paper Holder - Hanging

TP



Towel Ring - 7" diameter

TR



Toilet Paper Holder - Double Post

TPT



Toilet Paper Holder - Single Post

TPS



Paper Towel - Single Post

PTH

Example of Ordering

Item

TP10N*

Plate

*Towel bars orders add:


-18: for 18" towel bar

-24: for 24" towel bar


-30: for 30" towel bar

to the end of item number.

Robe Hooks



H10N



H210N



Bathroom Accessories



Towel Bar - available in 18", 24" and 30" lengths.

TB




Toilet Paper Holder- Hanging

TP



Towel Ring - 7" diameter

TR



Toilet Paper Holder - Double Post

TPT

TPS



Toilet Paper Holder - Single Post

Paper Towel - Single Post



PTH

Example of Ordering

Item

TP10N*

Plate

*Towel bars orders add:


-18: for 18" towel bar

-24: for 24" towel bar

-30: for 30" towel bar


to the end of item number.

Robe Hooks



Black

H231



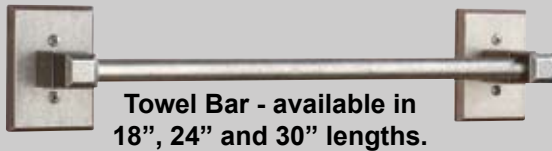
Antique Nickel

H251



Venetian Bronze

H251N



TB




Toilet Paper Holder- Hanging

TP



Towel Ring - 7" diameter

TR



Toilet Paper Holder - Double Post

TPT



Toilet Paper Holder - Single Post

TPS



Paper Towel - Single Post

PTH

Example of Ordering

Item
TP10N*
Plate

*Towel bars orders add:

-18: for 18" towel bar

-24: for 24" towel bar

-30: for 30" towel bar

to the end of item number.

Robe Hooks



Dark Oil Rubbed
Bronze

H61



Antique Nickel

H61N