



PUSH & PULL HARDWARE

general information


Push/pull plates are supplied with wood trim screws for surface mounting. Specify if through-bolts are required. See pricing catalogue.

Plates will cover 2-1/8" bores.

Deadbolts are adjustable for 2-3/8" or 2-3/4" backsets.

Cylinder covers shown on illustrations are optional. To receive hardware with cover specify "C" with function number when ordering.

Push or Pull engraving available for all plates in this section. Refer to pricing catalogue. Appearance of lettering will vary depending on finish.



72N-PLXPL-04-B3

Section F

Push & Pull Hardware



Push & Pull Hardware

BACKPLATES MEASURE 3-1/2" X 20"

THICKNESS = 7/16"



22-P



42-P



42N-P



72-P



72N-P



22-PL



42-PL



42N-PL



72-PL



72N-PL

Push/Pull

Description

H

T

22-P	Push Plate		X
42-P, 42N-P	Push Plate		X
72-P, 72N-P	Push Plate		X
22-PL	Pull Plate		X
42-PL, 42N-PL	Pull Plate		X
72-PL, 72N-PL	Pull Plate		X

Split Finish up-charge: Refer to pricing catalogue.

Split Trim up-charge: Refer to pricing catalogue.

N = No Line

H = indicate handing of door

T = indicate thickness of door

Push & Pull Hardware




BACKPLATES MEASURE 3-1/2" X 20"


THICKNESS = 7/16"



22-P x PL-03C



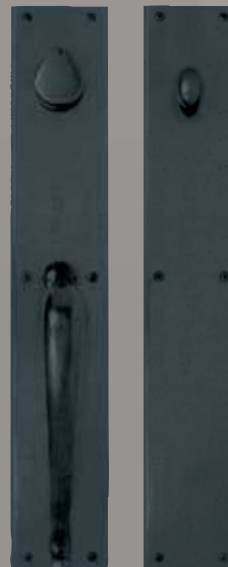
42-P x PL-03C



42N-P x PL-03C



72-P x PL-03C



72N-P x PL-03C

Section F

Push/Pull	Description	H	T
22-P x PL-03	Push x Pull, Single Cylinder		X
22-P x PL-04	Push x Pull, Double Cylinder		X
42-P x PL-03	Push x Pull, Single Cylinder		X
42-P x PL-04	Push x Pull, Double Cylinder		X
42N-P x PL-03	Push x Pull, Single Cylinder		X
42N-P x PL-04	Push x Pull, Double Cylinder		X
72-P x PL-03	Push x Pull, Single Cylinder		X
72-P x PL-04	Push x Pull, Double Cylinder		X
72N-P x PL-03	Push x Pull, Single Cylinder		X
72N-P x PL-04	Push x Pull, Double Cylinder		X

Split Finish up-charge: Refer to pricing catalogue.
 Split Trim up-charge: Refer to pricing catalogue.
 N = No Line


H = indicate handing of door
 T = indicate thickness of door




Push & Pull Hardware

BACKPLATES MEASURE 3-1/2" X 20"


THICKNESS = 7/16"




22-PL x PL-03C



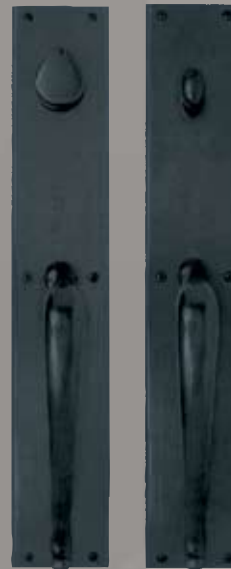
42-PL x PL-03C



42N-PL x PL-03C



72-PL x PL-03C



72N-PL x PL-03C

Push/Pull	Description	H	T
22-PL x PL-03	Push x Pull, Single Cylinder		X
22-PL x PL-04	Push x Pull, Double Cylinder		X
42-PL x PL-03	Push x Pull, Single Cylinder		X
42-PL x PL-04	Push x Pull, Double Cylinder		X
42N-PL x PL-03	Push x Pull, Single Cylinder		X
42N-PL x PL-04	Push x Pull, Double Cylinder		X
72-PL x PL-03	Push x Pull, Single Cylinder		X
72-PL x PL-04	Push x Pull, Double Cylinder		X
72N-PL x PL-03	Push x Pull, Single Cylinder		X
72N-PL x PL-04	Push x Pull, Double Cylinder		X

Split Finish up-charge: Refer to pricing catalogue.
 Split Trim up-charge: Refer to pricing catalogue.
 N = No Line

H = indicate handing of door
 T = indicate thickness of door



21-S*
Projection = 2-3/4" 7" C/C



21-P*
Projection = 2-1/2" 9" C/C

*Back-to-back mounting available upon request. See pricing catalogue.

Push/Pull	Description	H	T
21-P	9" Center to Center Pull		X
21-S	7" Center to Center Pull		X
BTB	Back-to-Back Mounting		X

Split Finish up-charge: Refer to pricing catalogue.
Split Trim up-charge: Refer to pricing catalogue.
N = No Line

H = indicate handing of door
T = indicate thickness of door