



THUMBGRIP ENTRANCE SETS With Tubular Latch and Deadbolt

A deadbolt entry set includes:

- two backplates
- inside lever or knob
- outside handlegrip and thumbpiece
- cylinder(s)
- inside turnpiece
- spindles
- latch, 28° retraction
- T-strike
- All entry sets include fastening devices to accommodate standard 1-3/4" thick doors. Tubular thumbgrip entry sets will not work on doors less than 1-3/4" thick. Please specify thickness when used on doors other than standard. We can accommodate doors up to 2-1/4" thick, for an additional charge.

Standard backset on latch is 2-3/8" but can be substituted with 2-3/4" upon request when ordering.

Latch strikes are a standard T-strike, full lip strikes will be substituted upon request when ordering.


Tubular latch and deadbolt thumbgrip entrance sets cover a standard 2-1/8" diameter bore, at 5-1/2" center to center. Longleaf Collection can provide optional centers upon request. See parts list for additional center to center and pricing.

Latches for doors over 2-1/4" thick are not covered by warranty.

Cylinder covers are shown on all illustrations, covers are optional. To receive hardware with cover specify "C" with function number when ordering.

To receive optional wide thumbpiece specify "T" with function number when ordering.

Through bolts available upon request when ordering.



20: Single Cylinder
Tubular Entry Set



21: Double Cylinder
Tubular Entry Set



25: Full Dummy
For Tubular Entry

Section C

Thumbgrip Entry Sets



Thumbgrip Entry Sets - Tubular & Mortise

THUMBGRIP ENTRANCE SETS With Mortise Box

A mortise entry set includes:

- two backplates
- inside lever or knob
- outside handlegrip and thumbpiece
- cylinder(s)
- inside turnpiece
- spindle
- mortise box, Grade 1, UL-listed with a 3 hour fire rating
- All entry sets include fastening devices to accomodate standard 1-3/4" thick doors. Please specify thickness when used on doors other than standard. We can accomodate doors up to 3" thick, refer to pricing catalogue.

We use a mortise box, rated for Grade-1 commercial use and UL listed with a 3 hour fire rating.

Standard backset on mortise boxes is 2-1/2", but can be substituted with 2-3/4" upon request when ordering. Other backsets are available, call for quote.

Handing must be specified for all mortise functions. Please note if door is out-swing (reverse bevel).

Through bolts available upon request when ordering.



10: Single Cylinder
Mortise Entry Set



11: Double Cylinder
Mortise Entry Set



15: Full Dummy
For Mortise



12: Single Cylinder
Back-to-Back
Mortise Entry Set



15: Full Dummy For
Back-to-Back
Mortise Entry Set


Thumbgrip Entry Sets - Tubular & Mortise



EXAMPLE OF ORDERING: LEVER/KNOB - PLATE - FUNCTION

425-20 (C) (T)

CYLINDER COVER (optional) THUMBPIECE (optional)


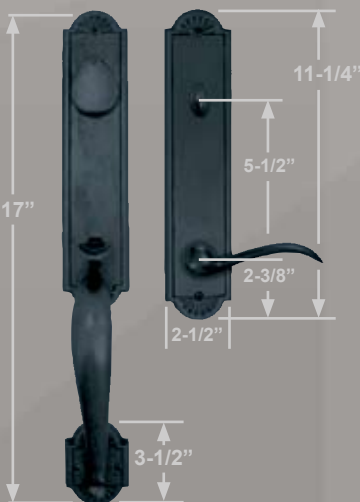



25 Plate 10 Function

25 Plate 20 Function

25 Plate 12 Function

525-20C B3



Lever/Knob	Plate	Function	Description	H	T
2,3,4,5,7	25	-10	Single Cylinder Entry - Mortise	X	X
2,3,4,5,7	25	-11	Double Cylinder Entry - Mortise	X	X
2,3,4,5,7	25	-15	Full Dummy for Entry - Mortise	X	X
N/A	25	-12	Single Cyl. Back-to-Back - Mortise	X	X
N/A	25	-15	Full Dummy for B-T-B - Mortise		X
2,3,4,5,7	25	-20	Single Cylinder Entry - Tubular	X	X
2,3,4,5,7	25	-21	Double Cylinder Entry - Tubular	X	X
2,3,4,5,7	25	-25	Full Dummy for Entry - Tubular	X	X

Split Finish up-charge: Refer to pricing catalogue.
Split Trim up-charge: Refer to pricing catalogue.
N = No Line

H = indicate handing of door
T = indicate thickness of door

3 diameter 2-1/4" projection 2-5/8"

5 diameter 1-3/4" 2-1/4" projection 2-5/8"

2 length 4-4/8" projection 2-1/4"

4 length 4-3/8" projection 2-1/2"

7 length 5-3/8" projection 2-3/4"




Thumbgrip Entry Sets - Tubular & Mortise

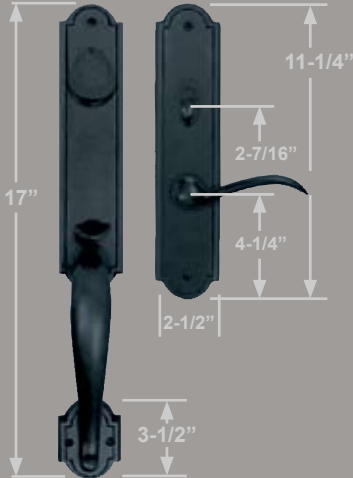
EXAMPLE OF ORDERING: LEVER/KNOB - PLATE - FUNCTION

425-20 (C) (T)


CYLINDER COVER (optional) THUMBPIECE (optional)



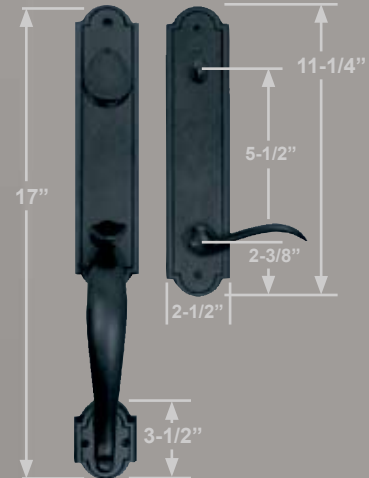
45 Plate 10 Function



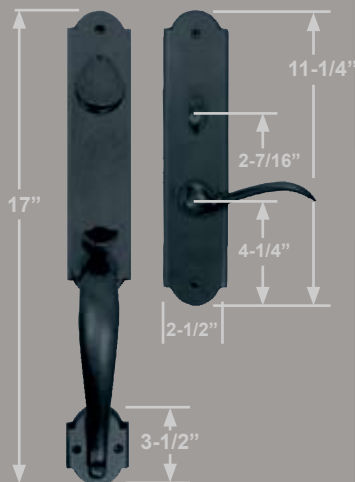
45 Plate 12 Function




45 Plate 20 Function



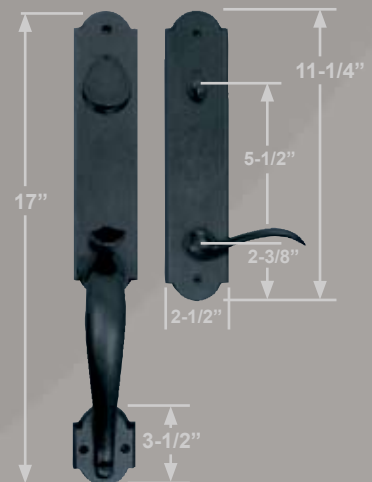
45N Plate 10 Function



45N Plate 12 Function



45N Plate 20 Function



Lever/Knob	Plate	Function	Description	H	T
2,3,4,5,7	45, 45N	-10	Single Cylinder Entry - Mortise	X	X
2,3,4,5,7	45, 45N	-11	Double Cylinder Entry - Mortise	X	X
2,3,4,5,7	45, 45N	-15	Full Dummy for Entry - Mortise	X	X
N/A	45, 45N	-12	Single Cyl. Back-to-Back - Mortise	X	X
N/A	45, 45N	-15	Full Dummy for B-T-B - Mortise		X
2,3,4,5,7	45, 45N	-20	Single Cylinder Entry - Tubular	X	X
2,3,4,5,7	45, 45N	-21	Double Cylinder Entry - Tubular	X	X
2,3,4,5,7	45, 45N	-25	Full Dummy for Entry - Tubular	X	X

Split Finish up-charge: Refer to pricing catalogue.

Split Trim up-charge: Refer to pricing catalogue.



N = No Line

H = indicate handing of door

T = indicate thickness of door

3 diameter 2-1/4" projection 2-5/8"

5 diameter 1-3/4" 2-1/4" projection 2-5/8"



2 length 4-4/8" projection 2-1/4"

4 length 4-3/8" projection 2-1/2"

7 length 5-3/8" projection 2-3/4"


Thumbgrip Entry Sets - Tubular & Mortise




EXAMPLE OF ORDERING: LEVER/KNOB - PLATE - FUNCTION

425-20 (C) (T)

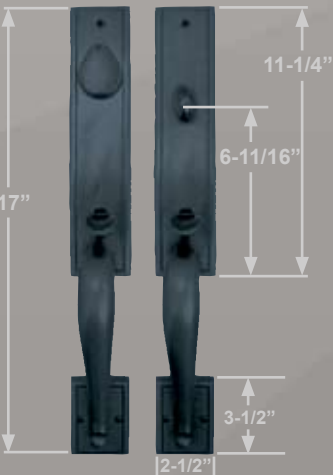
CYLINDER COVER (optional) THUMBPIECE (optional)




70 Plate 10 Function



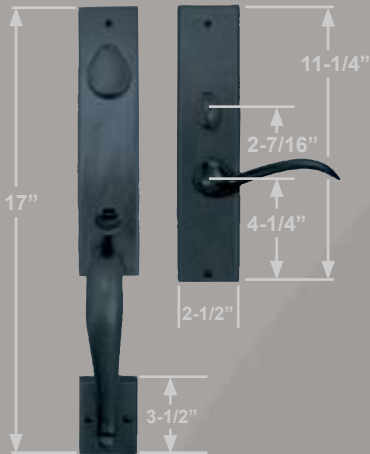
70 Plate 12 Function



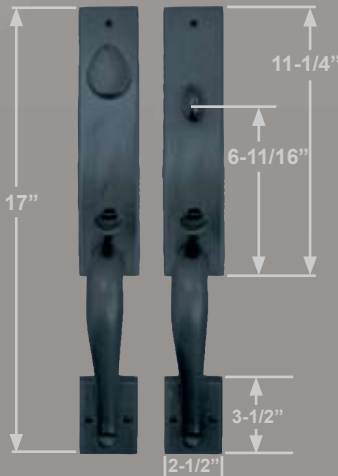
70 Plate 20 Function



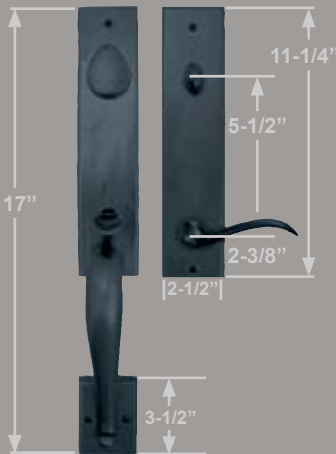
70N Plate 10 Function



70N Plate 12 Function



70N Plate 20 Function



Section C


Lever/Knob	Plate	Function	Description	H	T
2,3,4,5,7	70, 70N	-10	Single Cylinder Entry - Mortise	X	X
2,3,4,5,7	70, 70N	-11	Double Cylinder Entry - Mortise	X	X
2,3,4,5,7	70, 70N	-15	Full Dummy for Entry - Mortise	X	X
N/A	70, 70N	-12	Single Cyl. Back-to-Back - Mortise	X	X
N/A	70, 70N	-15	Full Dummy for B-T-B - Mortise		X
2,3,4,5,7	70, 70N	-20	Single Cylinder Entry - Tubular	X	X
2,3,4,5,7	70, 70N	-21	Double Cylinder Entry - Tubular	X	X
2,3,4,5,7	70, 70N	-25	Full Dummy for Entry - Tubular	X	X

Split Finish up-charge: Refer to pricing catalogue.
Split Trim up-charge: Refer to pricing catalogue.
N = No Line

H = indicate handing of door
T = indicate thickness of door

3 diameter 2-1/4" projection 2-5/8"

5 diameter 1-3/4" 2-1/4" projection 2-5/8"





Thumbgrip Entry Sets - Tubular & Mortise

EXAMPLE OF ORDERING: LEVER/KNOB - PLATE - FUNCTION


425-20 (C) (T)

CYLINDER COVER (optional)

THUMBPIECE (optional)

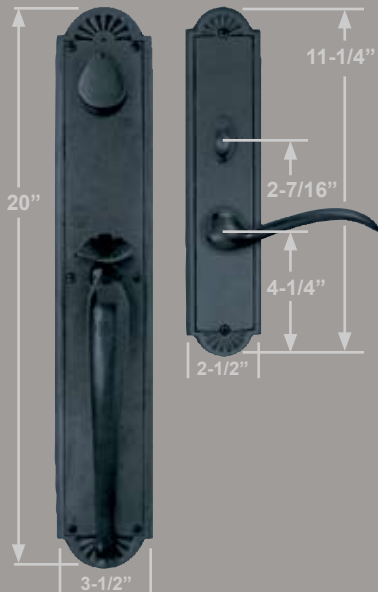


- Standard




- Optional


22 Plate 10 Function



22 Plate 12 Function



22 Plate 20 Function



Lever/Knob	Plate	Function	Description	H	T
2,3,4,5,7	22	-10	Single Cylinder Entry - Mortise	X	X
2,3,4,5,7	22	-11	Double Cylinder Entry - Mortise	X	X
2,3,4,5,7	22	-15	Full Dummy for Entry - Mortise	X	X
N/A	22	-12	Single Cyl. Back-to-Back - Mortise	X	X
N/A	22	-15	Full Dummy for B-T-B - Mortise		X
2,3,4,5,7	22	-20	Single Cylinder Entry - Tubular	X	X
2,3,4,5,7	22	-21	Double Cylinder Entry - Tubular	X	X
2,3,4,5,7	22	-25	Full Dummy for Entry - Tubular	X	X

Split Finish up-charge: Refer to pricing catalogue.

Split Trim up-charge: Refer to pricing catalogue.


N = No Line

H = indicate handing of door

T = indicate thickness of door

3 diameter 2-1/4" projection 2-5/8"

5 diameter 1-3/4" 2-1/4" projection 2-5/8"




2 length 4-4/8" projection 2-1/4"



4 length 4-3/8" projection 2-1/2"



7 length 5-3/8" projection 2-3/4"





Thumbgrip Entry Sets - Tubular & Mortise



EXAMPLE OF ORDERING: LEVER/KNOB - PLATE - FUNCTION

425-20 (C) (T)

CYLINDER COVER (optional) THUMBPIECE (optional)



Lever/Knob	Plate	Function	Description	H	T
2,3,4,5,7	42, 42N	-10	Single Cylinder Entry - Mortise	X	X
2,3,4,5,7	42, 42N	-11	Double Cylinder Entry - Mortise	X	X
2,3,4,5,7	42, 42N	-15	Full Dummy for Entry - Mortise	X	X
N/A	42, 42N	-12	Single Cyl. Back-to-Back - Mortise	X	X
N/A	42, 42N	-15	Full Dummy for B-T-B - Mortise		X
2,3,4,5,7	42, 42N	-20	Single Cylinder Entry - Tubular	X	X
2,3,4,5,7	42, 42N	-21	Double Cylinder Entry - Tubular	X	X
2,3,4,5,7	42, 42N	-25	Full Dummy for Entry - Tubular	X	X


Split Finish up-charge: Refer to pricing catalogue.
Split Trim up-charge: Refer to pricing catalogue.
N = No Line

H = indicate handing of door
T = indicate thickness of door

Section C

3 diameter 2-1/4" projection 2-5/8"

5 diameter 1-3/4" 2-1/4" projection 2-5/8"



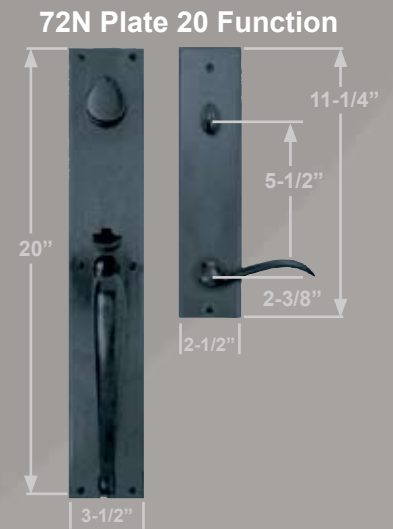

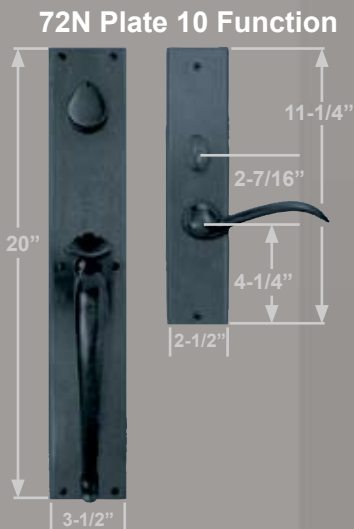
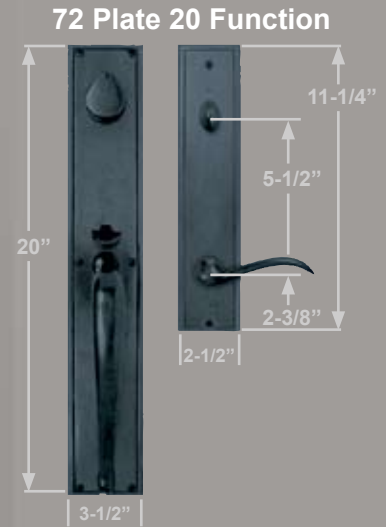

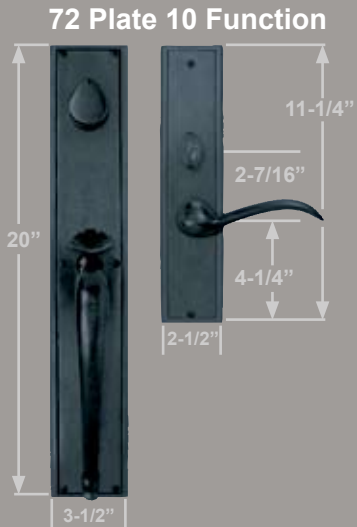



Thumbgrip Entry Sets - Tubular & Mortise

EXAMPLE OF ORDERING: LEVER/KNOB - PLATE - FUNCTION

425-20 (C) (T)

CYLINDER COVER (optional) THUMBPIECE (optional)





Lever/Knob	Plate	Function	Description	H	T
2,3,4,5,7	72, 72N	-10	Single Cylinder Entry - Mortise	X	X
2,3,4,5,7	72, 72N	-11	Double Cylinder Entry - Mortise	X	X
2,3,4,5,7	72, 72N	-15	Full Dummy for Entry - Mortise	X	X
N/A	72, 72N	-12	Single Cyl. Back-to-Back - Mortise	X	X
N/A	72, 72N	-15	Full Dummy for B-T-B - Mortise		X
2,3,4,5,7	72, 72N	-20	Single Cylinder Entry - Tubular	X	X
2,3,4,5,7	72, 72N	-21	Double Cylinder Entry - Tubular	X	X
2,3,4,5,7	72, 72N	-25	Full Dummy for Entry - Tubular	X	X

Split Finish up-charge: Refer to pricing catalogue.
Split Trim up-charge: Refer to pricing catalogue.
N = No Line

H = indicate handing of door
T = indicate thickness of door

3 diameter 2-1/4" projection 2-5/8"

5 diameter 1-3/4" 2-1/4" projection 2-5/8"



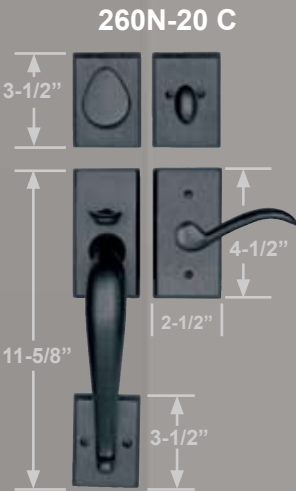
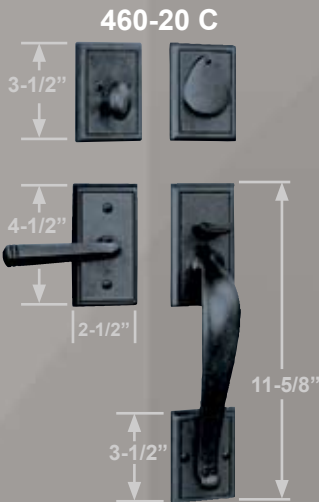
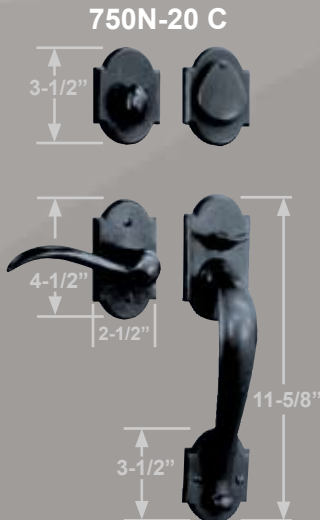



Thumbgrip Entry Sets - Tubular & Mortise



EXAMPLE OF ORDERING: LEVER/KNOB - PLATE - FUNCTION

425-20 (C) (T)

CYLINDER COVER (optional) THUMBPIECE (optional)



Lever/Knob	Plate	Function	Description	H	T
2,3,4,5,7	30	-20	Single Cylinder Sectional - Tubular	X	X
2,3,4,5,7	30	-21	Double Cylinder Sectional - Tubular	X	X
2,3,4,5,7	30	-25	Full Dummy for Sectional - Tubular	X	X
2,3,4,5,7	50, 50N	-20	Single Cylinder Sectional - Tubular	X	X
2,3,4,5,7	50, 50N	-21	Double Cylinder Sectional - Tubular	X	X
2,3,4,5,7	50, 50N	-25	Full Dummy for Sectional - Tubular	X	X
2,3,4,5,7	60, 60N	-20	Single Cylinder Sectional - Tubular	X	X
2,3,4,5,7	60, 60N	-21	Double Cylinder Sectional - Tubular	X	X
2,3,4,5,7	60, 60N	-25	Full Dummy for Sectional - Tubular	X	X

Split Finish up-charge: Refer to pricing catalogue.
Split Trim up-charge: Refer to pricing catalogue.
N = No Line

H = indicate handing of door
T = indicate thickness of door

3 diameter 2-1/4" projection 2-5/8"

5 diameter 1-3/4" 2-1/4" projection 2-5/8"

